


The book was found

# The Savvy Cook



## Synopsis

For those cooking for themselves for the first time, or for anyone who wants the weekly budget to go a bit further without sacrificing flavor, cooking sensation Izy Hossack has all the answers. With features that include menu plans, clever alternatives to meat and giving last-night's leftovers a makeover, *The Savvy Cook* is full of more than 160 nourishing and totally delicious vegetarian recipes that will be kind to your body, wallet and free-time. It's not about health fads, 'antioxidants' or obscure ingredients. Just honest, nourishing and delicious cooking that will make you glow inside and out! Recipes include Berry Oat Smoothie Boxes, Ricotta Gnocchi with Pesto & Courgettes, Lazy Potato Hash and Lemon Blueberry Drizzle Cake. Each recipe also contains a key, making it easy to spot the vegan, dairy- and gluten-free options. From healthy breakfasts to warming suppers, delicious sweet treats to snacks for sharing, Izy shares her favorite recipes that will make cooking easy for the new cook operating on a tight budget and busy schedule

## Book Information

Hardcover: 240 pages

Publisher: Mitchell Beazley (June 20, 2017)

Language: English

ISBN-10: 1784722707

ISBN-13: 978-1784722708

Product Dimensions: 7.8 x 1 x 9.6 inches

Shipping Weight: 2 pounds (View shipping rates and policies)

Average Customer Review: 5.0 out of 5 stars 4 customer reviews

Best Sellers Rank: #150,159 in Books (See Top 100 in Books) #91 in [Books > Cookbooks, Food & Wine > Cooking Methods > Budget](#) #117 in [Books > Cookbooks, Food & Wine > Cooking Methods > Cooking for One or Two](#) #603 in [Books > Cookbooks, Food & Wine > Cooking Methods > Quick & Easy](#)

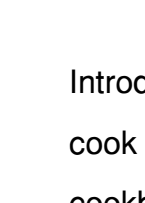
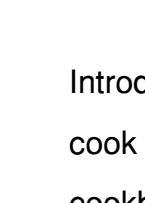
## Customer Reviews

Izy is doing crazy cool things with food... I see big things for this girl. [Gizzi Erskine](#)

Izy Hossack is a 20-year-old blogger and Instagram sensation, and her hit blog [izyhossack.com](#) is the go-to place for delicious sweet and savoury recipes on both sides of the Atlantic. She has an impressive fan base, with more than 191,000 followers on Instagram. Much of Izy's food is inspired by her Italian-American heritage. Many of her recipes are gluten free and/or vegan. Izy collaborates

with many different publications and brands including JamieOliver.com, IKEA, Cuisinart UK, Green & Black's, Romeo Gelato, theKitchn.com, Food52.com, Miss Vogue and SORTED to name a few. Izy has appeared on Channel 4's 'Daily Brunch' and has made videos for Waitrose TV, Endemol Shine's new channel Wild Dish and for Tesco Real Food. The Times Magazine recently named Izy as one of the world's most followed foodies and she has been featured in British Vogue. Her first cookbook Top With Cinnamon was published by Hardie Grant in the UK and Rizzoli in the US in Autumn 2014, and reissued in paperback in Spring 2016 as Everyday Delicious. As well as being a food writer, Izy is a photographer and food stylist, and styled and photographed all the food for her books herself. Izy is studying Food Science and Nutrition at Leeds University.

I know that on the cover of Izy Hossack's newest cookbook The London Times refers to Hossack as "The new Nigella" but as I've cooked from The Savvy Cook over the last few weeks I've found myself drawing comparisons between Hossack and Julia Child. Where Julia Child sought to bring the enjoyment of cooking back, as she refers to, "the servantless American cook who can be unconcerned on occasion with budgets, waistlines, time schedules, children's meals, the parent-chauffeur-den-mother syndrome, or anything else which might interfere with the enjoyment of producing something wonderful to eat", Izy Hossack looks to entice all homecooks, from the most novice to the very experienced, with her "maximum flavour, minimum effort" recipes. After trying over 18 recipes from this book, I may even be so bold as to suggest that one could even be an equipment-less home cook and be able to create wonderful and delicious dishes to enjoy (aside from a blender, stove/oven I didn't use any specialized equipment but keep in mind I only sampled a small fraction of what The Savvy Cook has to offer). This is great news to anyone new to cooking who may not have the newest gadgets or those who have recently "kondored" their kitchen. For those not familiar with Izy Hossack she is the creator of the blog Top With Cinnamon and the author of one cookbook already, which she had published before she finished her teens. It was from her first cookbook, Top With Cinnamon, that my daughter tasted her first pancake back in the fall of 2014. What I really enjoy about The Savvy Cook is it is extremely easy to cook from, the ingredients are dead-simple to source and all the recipes are vegetarian with vegan and/or gluten-free adaptations where they apply. She also has provided a useful key in order to quickly understand whether the recipe is vegetarian, vegan, dairy free, gluten free, egg free, low sugar or no added sugar. It's through the first couple of sections that the

Introduction and The Basics  that she outlines a solid base from which anyone can cook her recipes. It may seem odd but when I travel to visit my family I usually bring recipes or a cookbook with me. I can think of no better activity than cooking for my family because they are the most willing and grateful of any diner I know. So it seemed appropriate to bring along *The Savvy Cook* so that I could try out recipes on them before writing this review. The first thing I noticed when cooking from this book is that the suggested serving sizes are quite small (2-3 servings), however I was able to quite easily double (or triple) the recipes in order to accommodate the 5 adults and 1 toddler I was cooking for. My dad and sister kindly obliged my request to choose the first recipes I would try. It was the rice noodle salad on the front cover that caught my dad's attention so that was one of the first dishes I made. The Zingy Carrot and Noodle Rice Salad (p. 155  pictured right) was amazingly delicious - the ribboned carrot gets "pickled" by the heated dressing and when added to the final dish really add to the overall flavour and texture. The crunchy, tangy carrots paired with the sweet corn, and the chewy, mild rice vermicelli, along with the cilantro and lime really make for a beautiful and non-lettuce based salad that was a clear favourite with my family. But really who am I kidding? They have absolutely loved all the recipes I've made from Izy's book. Even if you're a "meat eater" (as my dad puts it) you can easily incorporate these recipes into your Meatless Monday routine or even add meat to the dishes if you're so inclined (or maybe you're looking to eat less meat). I know my mom, dad, and sis - all non-vegetarians - felt completely satisfied after every meal. Nothing fad-y or strange just great cooking. As I have been slowly sharing photos of the dishes I've made to Instagram I've had many questions regarding the level of skill required or the range of recipes in the book. The recipes are easy enough that I think any level of cook can find success and there are so many different types of dishes that you'll be sure to find favourites. I love nothing more than to learn new culinary skills and when I made the pita recipe I was surprised at how simple making pita pockets is (my three year old and I watched through the oven window with rapt attention as the flat dough ovals magically puffed up!). The Ricotta Gnocchi w/ Pesto & Zucchini (pictured below) turned out exactly as the recipe said it would - browned and puffy. Some of you may be thinking that making gnocchi from scratch sound like a huge undertaking but I here to tell you that it's not. I was able to make it and have it on the dinner table within an hour. As with all these recipes, I found them quick to make (the pitas or galette crust took a bit more time but was worth the extra effort). Throughout my visit home there were lots of special days to

celebrate birthdays and Father's Day and for these special days I turned to The Savvy Cook to help me out. Take, for example, the Pesto, Spinach & Sweet Potato Galette (pictured right) that I made for my dad's birthday. Perfect because my mom doesn't have a pie pan so this rustic looking tart looked perfectly charming. I used recipes for homemade pesto and Half-Oat Pie Dough from her DIY section to produce a show-stopping birthday dinner. The mild, textured oat crust went really well with the flavourful pesto and sweet potato. For Father's Day I made the Quickie Chili (from her Chickpea Stew 3 Ways recipe) and it was so beloved that I've made it twice! My family loved that it could be "dressed up" any way they wanted so I made sure to have a huge selection of add-ons ready. Some were from her DIY section, such as the Quick Pickled Red Onion and Avocado Cream, and some were straight from the fridge, such as chopped cilantro, lime, sour cream, sliced avocado, and shredded cheese. From breakfast and snacks, to light meals and then bigger meals (let's not forget those "Cheeky Treats") I've gotten so much enjoyment cooking from this book and I know that my family enjoys all the tasty meals I've made. 1200 words seems like a small amount to describe how good this cookbook really is. I find myself thinking that with its \$22 price tag it would make the perfect gift for a beginning cook, or someone who's moving out for the first time (like college and uni students) or even those empty-nesters who are tired of cooking but need recipes that are geared to make smaller portions (cooking for two is very different when you're used to cooking for a family with kids). The Savvy Cook definitely provides budget-conscious recipes that are appropriate (and inspiring) for any cooking level. I would like to take this opportunity to thank Mitchell Beazley and Octopus Publishing for providing me with a free, review copy of this book. I did not receive monetary compensation for my post, and all thoughts and opinions expressed are my own.

I've made a handful of recipes from Izy's newest cookbook and they have all been incredible! Her recipes are really approachable and I'm always delighted by the surprising use of flavor-packed ingredients (miso, feta, dates, etc.) in every dish. I'm certainly not a vegetarian, but all of this food is so deeply flavorful and satisfying that you don't even notice they're meatless. I also love that she has suggested uses for leftovers and the template section near the back is so helpful for those times when you're trying to piece together a meal and can't think how. Highly recommended!

Preordered this and I'm so glad I did! Already made one of the breakfast recipes. It used minimal ingredients, was quick and easy to make, and was healthy and affordable. Oh and it ended up being delicious! It even has a glossary with ideas for what to do with leftover food from other recipes. I look forward to cooking my way through the book and would recommend it to others.

The Savvy Cook is full of clever, simple, delicious vegetable-based recipes that use humble, everyday ingredients. The recipes I have cooked already have been so full of flavor and simple to create. This is cookbook I will turning to again and again for easy weeknight meals.

[Download to continue reading...](#)

The Savvy Mom's Guide to Moving to Boulder (Savvy Mom Guides) Estate Planning for the Savvy Client: What You Need to Know Before You Meet With Your Lawyer (Savvy Client Series) (Volume 1) Estate Planning for the Savvy Client: What You Need to Know Before You Meet With Your Lawyer (Savvy Client Series Book 1) 100 Secrets of the Smokies: A Savvy Traveler's Guide (The Savvy Traveler's Guide) The Savvy Cook Mr. Food Test Kitchen Cook it Slow, Cook it Fast: More Than 150 Easy Recipes For Your Slow Cooker and Pressure Cooker The Gray Cook Lecture Compendium: A Collection of Gray Cook Lectures Teens Cook: How to Cook What You Want to Eat Cook's Illustrated Meat Book: The Game-Changing Guide That Teaches You How to Cook Meat and Poultry with 425 Bulletproof Recipes Employee Number 2: The Story of John Cook and Cook's Pest Control Cook It in Cast Iron: Kitchen-Tested Recipes for the One Pan That Does It All (Cook's Country) Keep Calm and Cook with Prosecco: 40 Sparkling Wine Recipes for Home Entertaining - Cook to Impress without the Stress Delmonico Cook Book: How to Buy Food, How to Cook It, and How to Serve It (Cooking in America) Easy and Delicious Korean Cookbook: 40 Delicious Recipes for the Home Cook (Cook Book) How to Cook Everything Fast: A Better Way to Cook Great Food Christmas Cook It in a Cup!: Meals and Treats Kids Can Cook in Silicone Cups How to Cook Without a Book: Recipes and Techniques Every Cook Should Know by Heart Thanksgiving: How to Cook It Well: How to Cook It Well Seychelles, traveller guides, 3rd (Thomas Cook Travellers. Seychelles) of Thomas Cook Publishing 3rd (third) Edition on 21 April 2011 Rand McNally Chicago 7-County Street Guide: Cook, DuPage, Kane, Kendall, Lake, McHenry, Will (Rand McNally Chicago 7 Counties Street Guide: Cook, Dupage, Kane,)

Contact Us

DMCA

[Privacy](#)

[FAQ & Help](#)